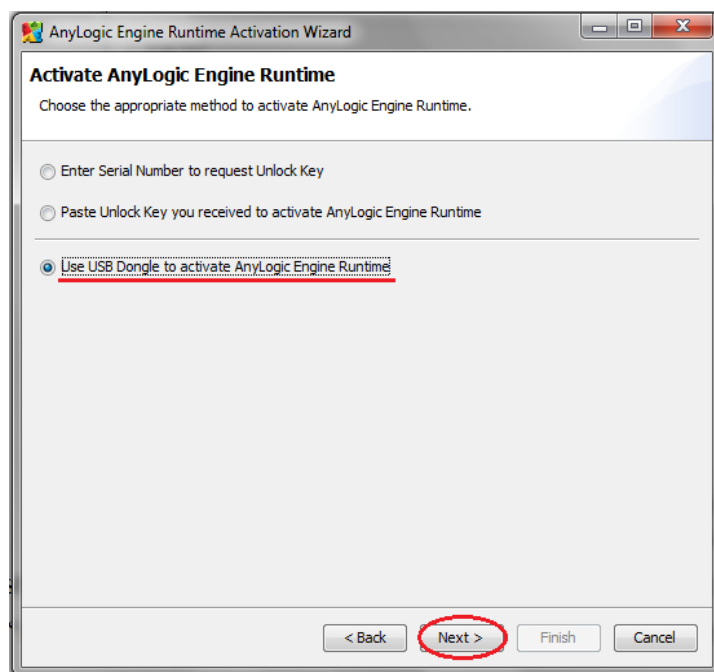


## Activation of AnyLogic standalone application (AnyLogic Engine Runtime Application).

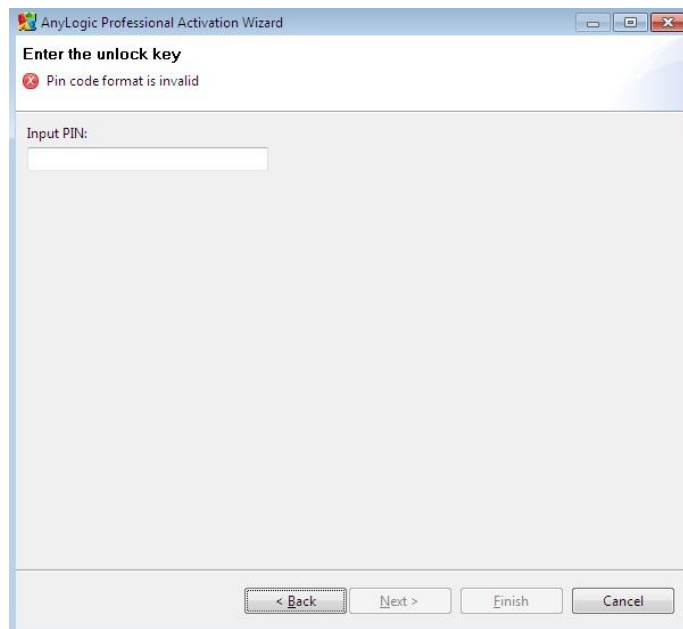
Dear Customer,

Thank you for choosing AnyLogic! To run simulation applications you need to activate AnyLogic Engine on your machine. To accomplish the activation, please follow the below instructions.

1. Run Simulation Application of AnyLogic. The registration wizard will show up automatically. Select the option “Use a dongle”. Please, insert a Dongle before pressing “Next” button”

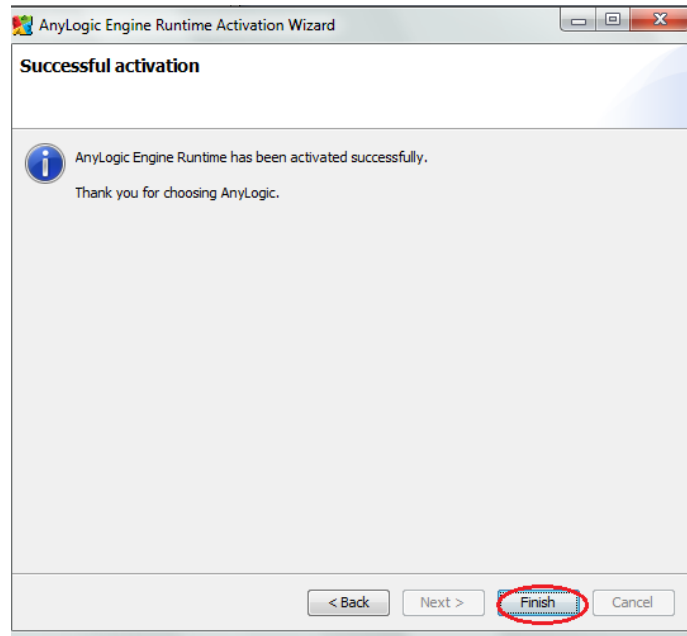


2. If it's the first time dongle is used for activation of Simulation application, Activation Wizard displays the “dongle activation” dialog. Please, enter dongle pin-code provided by your distributor.



NOTE: Dongle has to be activated just once. When first activation is completed, AnyLogic application won't require dongle pin-code neither on this machine nor on others pc's.

3. Press the “Finish” button to complete the activation.



After successful activation of AnyLogic Engine, you may launch any number of AnyLogic Simulation Applications on your computer.

Should you have any questions or problems, please contact: [support@xjtek.com](mailto:support@xjtek.com)

Yours, XJ Technologies team

XJ Technologies

<http://www.xjtek.com>

<mailto:support@xjtek.com>

tel: +7-812-441-3105

fax: +7-812-441-3107