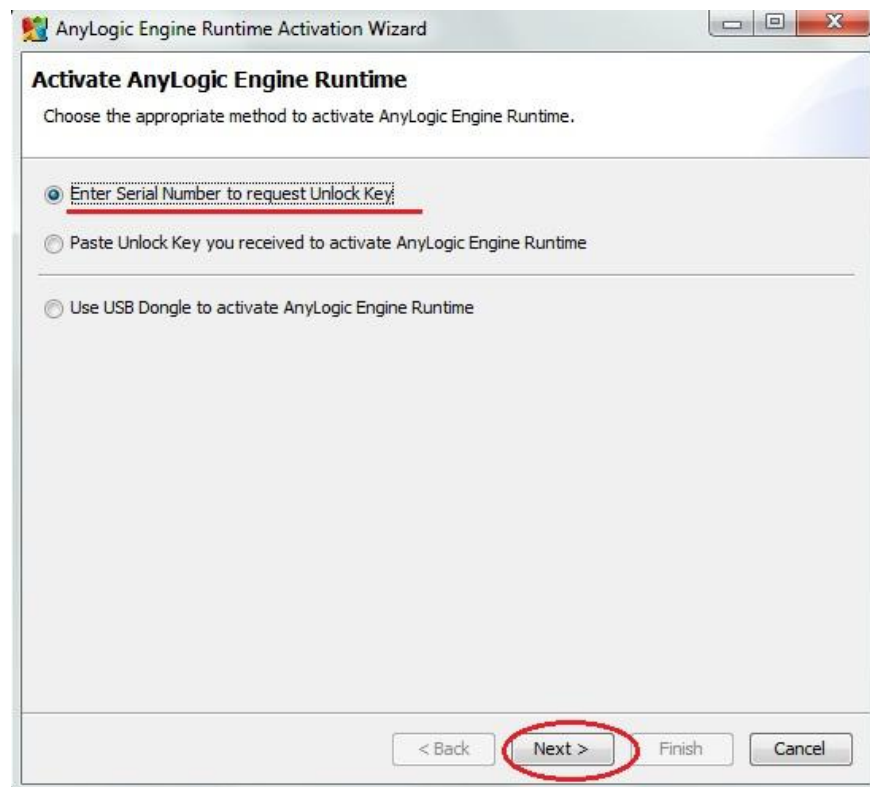

Activation of AnyLogic standalone application (AnyLogic Engine Runtime Application).

Dear Customer,

Thank you for choosing AnyLogic! To run simulation applications you need to activate AnyLogic Engine on your machine. To accomplish the activation, please follow the below instructions.

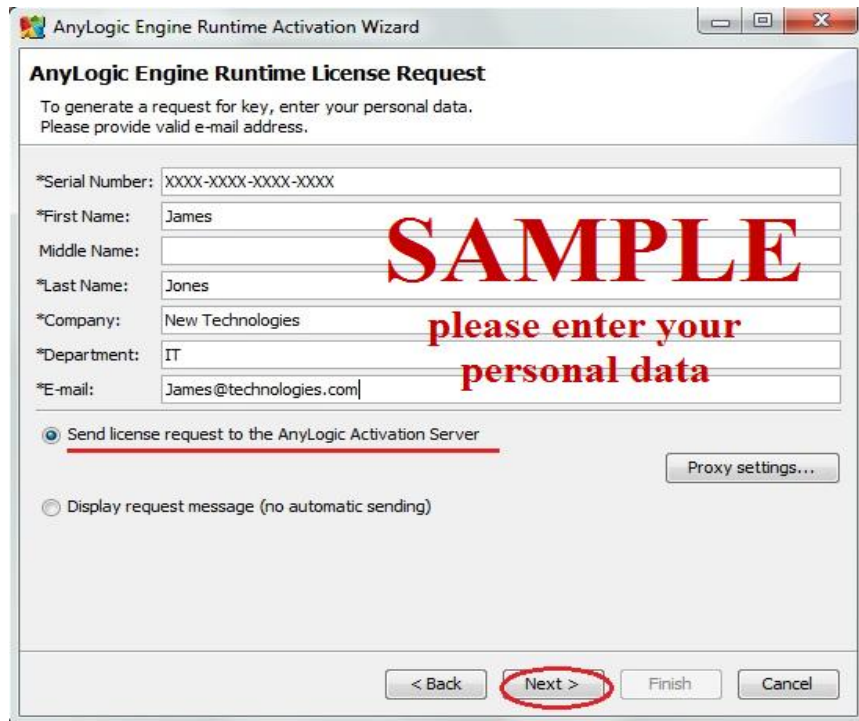
1. Run Simulation Application of AnyLogic. The registration wizard will show up automatically.

Select the option “Enter Serial Number to request Unlock key” and click the "Next" button.



2. Fill in your identification information, serial number and click the "Next" button again.

IMPORTANT NOTE! Each serial number may be used only once.



AnyLogic Engine Runtime License Request

To generate a request for key, enter your personal data.
Please provide valid e-mail address.

*Serial Number: XXXX-XXXX-XXXX-XXXX

*First Name: James

Middle Name:

*Last Name: Jones

*Company: New Technologies

*Department: IT

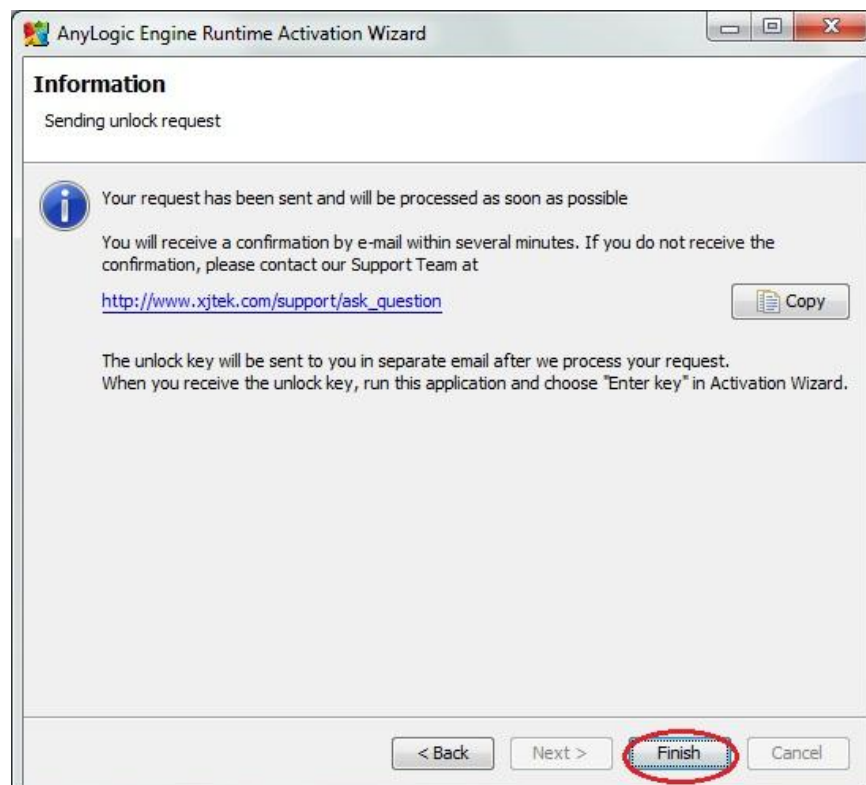
*E-mail: James@technologies.com

Send license request to the AnyLogic Activation Server

Display request message (no automatic sending)

Proxy settings...

< Back **Next >** Finish Cancel



AnyLogic Engine Runtime Activation Wizard

Information

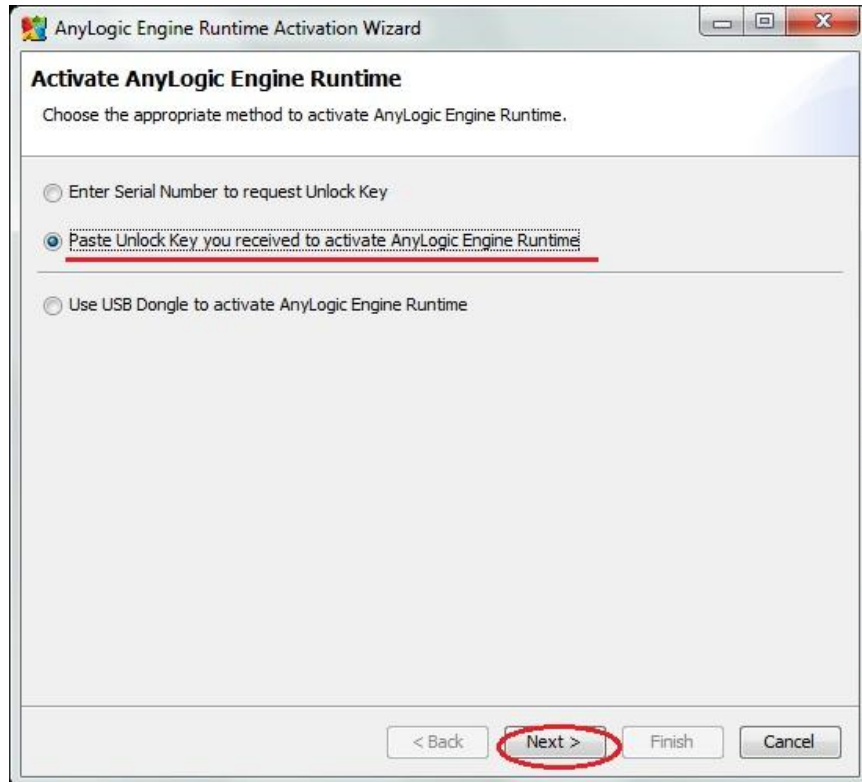
Sending unlock request

i Your request has been sent and will be processed as soon as possible
You will receive a confirmation by e-mail within several minutes. If you do not receive the confirmation, please contact our Support Team at
http://www.xjtek.com/support/ask_question

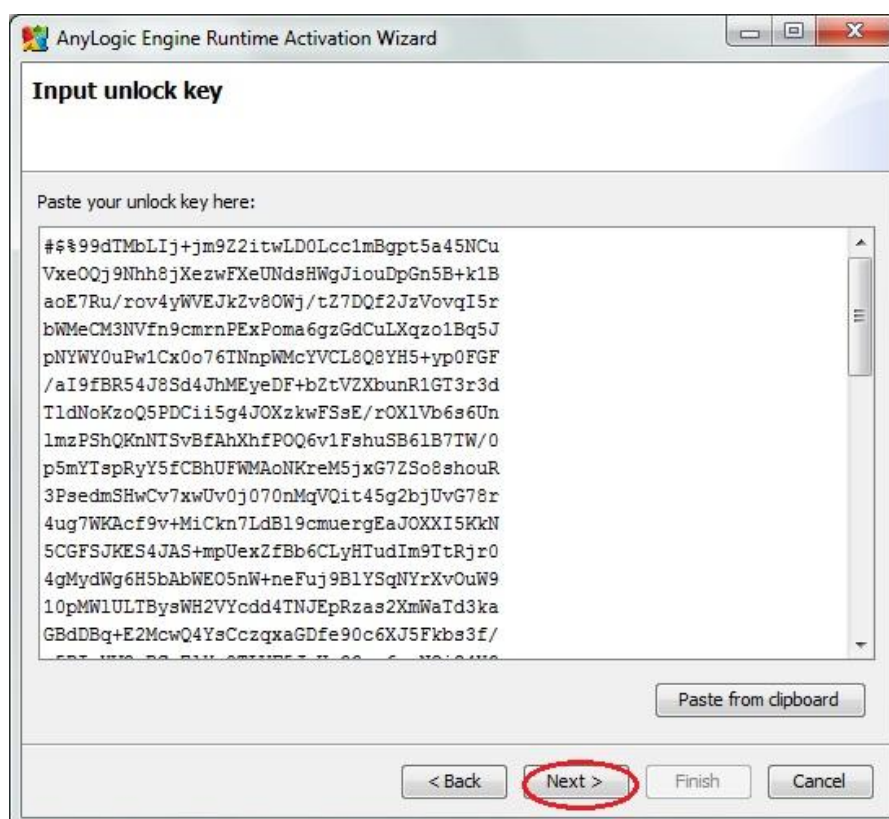
The unlock key will be sent to you in separate email after we process your request.
When you receive the unlock key, run this application and choose "Enter key" in Activation Wizard.

< Back Next > **Finish** Cancel

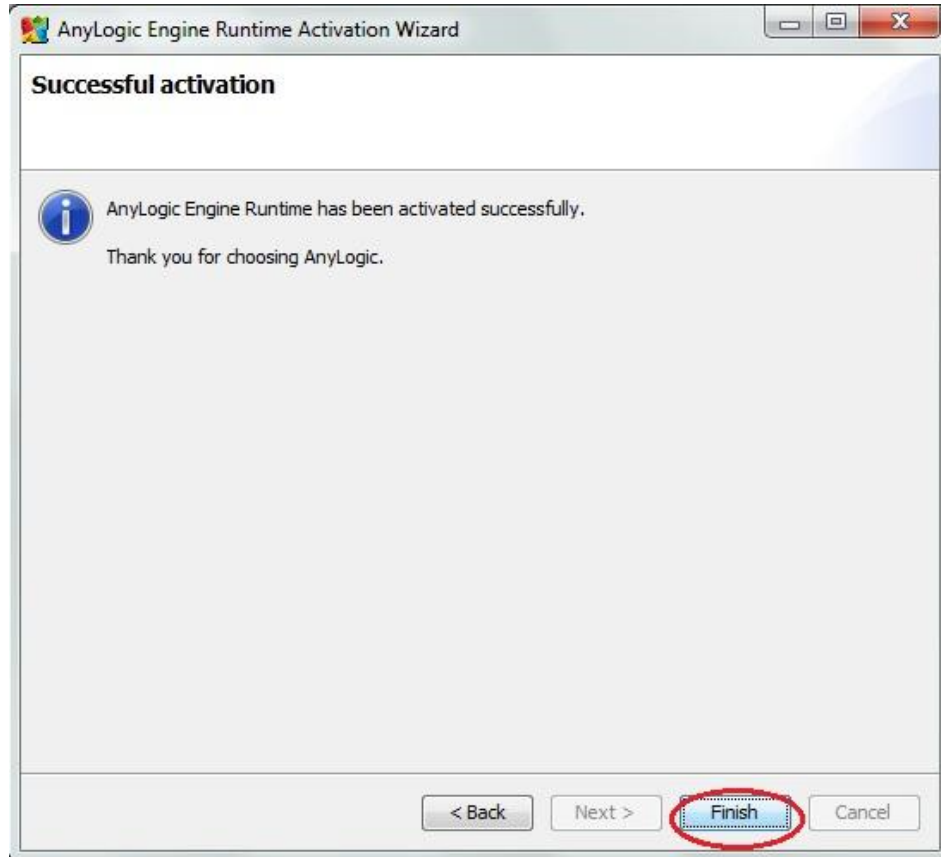
3. Activation key is processed and sent by System automatically. Receiving the activation key, run AnyLogic Simulation Application. The registration wizard will show up automatically. Select the option "Paste Unlock key you received to activate AnyLogic Engine Runtime" and click the "Next" button.



4. Copy the received unlock key, paste it in the wizard field and press the "Next" button.



5. Your activation is completed.



After successful activation of AnyLogic Engine, you may launch any number of AnyLogic Simulation Applications on your computer.

Should you have any questions or problems, please contact: support@xjtek.com

Yours, XJ Technologies team

XJ Technologies

<http://www.xjtek.com>

<mailto:support@xjtek.com>

tel: +7-812-441-3105

fax: +7-812-441-3107